



Cornwall   
**Air Ambulance**  
✚ Your charity, saving lives



[cornwallairambulancetrust.org](http://cornwallairambulancetrust.org)

Cornwall   
**Air Ambulance**  
✚ Your charity, saving lives



[cornwallairambulancetrust.org](http://cornwallairambulancetrust.org)

#HELi2 #HELi2

Self print bunting: Print this page, fold down the center line and stick each blank side together. Cut along the yellow dashed line. Either hole punch two holes evenly spaced along the top or fold a portion of the top over to stick down over your string. If you hole punched the top, thread your string through these holes to display your bunting.



**We're  
fundraising  
to save even  
MORE lives**



**We're  
fundraising  
to save even  
MORE lives**



Self print bunting: Print this page, fold down the center line and stick each blank side together. Cut along the yellow dashed line. Either hole punch two holes evenly spaced along the top or fold a portion of the top over to stick down over your string. If you hole punched the top, thread your string through these holes to display your bunting.

Cornwall   
**Air Ambulance**  
+ Your charity, saving lives

ADVANCED CARE

MORE MISSIONS

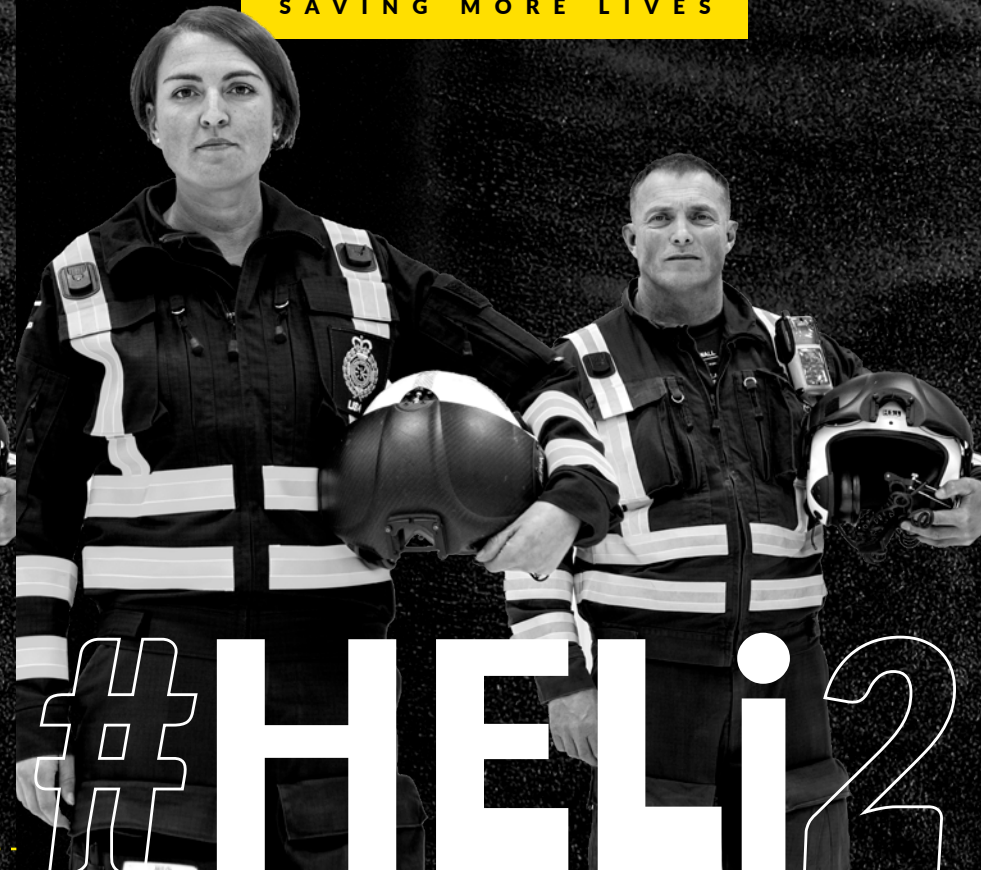
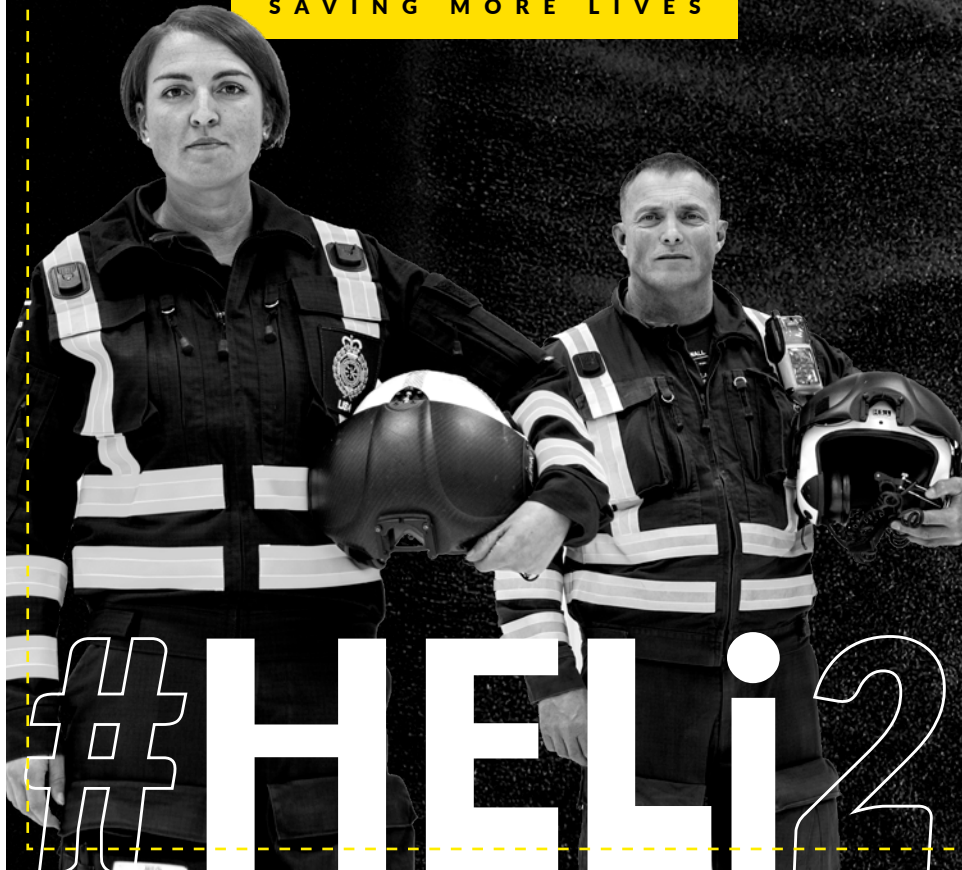
SAVING MORE LIVES

Cornwall   
**Air Ambulance**  
+ Your charity, saving lives

ADVANCED CARE

MORE MISSIONS

SAVING MORE LIVES



#HELI2

Self print bunting: Print this page, fold down the center line and stick each blank side together. Cut along the yellow dashed line. Either hole punch two holes evenly spaced along the top or fold a portion of the top over to stick down over your string. If you hole punched the top, thread your string through these holes to display your bunting.

# SAVING MORE LIVES

# SAVING MORE LIVES



Cornwall   
**Air Ambulance**  
🇬🇧 Your charity, saving lives

Cornwall   
**Air Ambulance**  
🇬🇧 Your charity, saving lives

Self print bunting: Print this page, fold down the center line and stick each blank side together. Cut along the blue dashed line. Either hole punch two holes evenly spaced along the top or fold a portion of the top over to stick down over your string. If you hole punched the top, thread your string through these holes to display your bunting.